

**CONSOLIDATED CONSTRUCTION CONSORTIUM LIMITED**

No.5, 2nd Link Street, CIT Colony, Mylapore, Chennai - 600004

CIN: L45201TN1997PLC038610

UNAUDITED FINANCIAL RESULTS FOR THE QUARTER ENDED 30.09.2015

Rs. In Lacs

PART I	3 months ended			6 months ended		Financial Year ended
	30.09.2015	30.06.2015	30.09.2014	30.09.2015	30.09.2014	31.03.2015
	Standalone Reviewed	Standalone Reviewed	Standalone Reviewed	Standalone Reviewed	Standalone Reviewed	Standalone Audited
1. Operating Income	8,799.08	9,535.03	16,302.05	18,334.11	36,582.97	66,695.02
2. Expenditure						
a. Cost of Material Consumed	3,126.60	5,212.93	7,978.68	8,339.53	22,400.02	36,386.80
b. Subcontracts / Special Agencies	4,046.12	2,351.00	5,648.71	6,397.12	9,444.27	18,588.20
c. Other Operating Expenses	720.35	751.17	1,234.51	1,471.52	2,753.79	4,950.33
d. Employee Cost	942.94	1,095.21	1,213.52	2,038.15	2,596.20	4,687.80
e. Sales and Administration Expenses	546.49	614.51	1,112.91	1,161.00	1,839.89	3,958.82
f. Depreciation	287.28	288.74	275.12	576.02	550.24	1,829.99
3. Profit / (Loss) from operations before other income, Finance Cost & Exceptional Items (1-2)	(870.70)	(778.53)	(1,161.40)	(1,649.23)	(3,001.44)	(3,706.92)
4. Other Income	747.70	113.25	246.18	860.95	692.24	3,038.55
5. Profit / (Loss) from ordinary activities before Finance Cost and Exceptional Items (3+4)	(123.00)	(665.28)	(915.22)	(788.28)	(2,309.20)	(668.36)
6. Finance Cost	3,185.20	3,107.52	2,694.67	6,292.72	5,367.34	12,261.92
7. Profit / (Loss) from ordinary activities after Finance Cost and Exceptional Items (5+6)	(3,308.20)	(3,772.80)	(3,609.89)	(7,081.00)	(7,676.54)	(12,930.26)
8. Exceptional Items	-	-	-	-	-	(2,492.63)
9. Profit / (Loss) from ordinary activities before tax (7+8)	(3,308.20)	(3,772.80)	(3,609.89)	(7,081.00)	(7,676.54)	(15,422.91)
10. Tax expenses	-	-	-	-	-	-
11. Profit / (Loss) from ordinary activities after tax (9-10)	(3,308.20)	(3,772.80)	(3,609.89)	(7,081.00)	(7,676.54)	(15,422.91)
12. Extraordinary item (net of tax expense)	-	-	-	-	-	-
13. Net profit / (Loss) for the period (11-12)	(3,308.20)	(3,772.80)	(3,609.89)	(7,081.00)	(7,676.54)	(15,422.91)
14. Share of Profit / (Loss) of JV Partner	-	-	-	-	-	-
15. Minority Interest	-	-	-	-	-	-
16. Net profit / (Loss) after taxes, minority interest and share of profit / (Loss) of Associates (13+14+15)	(3,308.20)	(3,772.80)	(3,609.89)	(7,081.00)	(7,676.54)	(15,422.91)
17. Paid up equity share capital (Face value Rs.2 per share)	7,970.22	3,695.54	3,695.54	7,970.22	3,695.54	3,695.54
18. Reserve excluding Revaluation reserves as per balance sheet of previous accounting year	-	-	-	-	-	15,487.04
19.i Earning per share (before extraordinary items) (of Rs.2/- each) (not annualised):						
a. Basic	(1.41)	(2.04)	(1.95)	(3.01)	(4.15)	(8.35)
b. Diluted	(1.41)	(2.04)	(1.95)	(3.01)	(4.15)	(8.35)
19.ii Earning per share (after extraordinary items) (of Rs.2/- each) (not annualised):						
a. Basic	(1.41)	(2.04)	(1.95)	(3.01)	(4.15)	(8.35)
b. Diluted	(1.41)	(2.04)	(1.95)	(3.01)	(4.15)	(8.35)

PART II						
A PARTICULARS OF SHAREHOLDING						
1. Public Share holding						
Number of shares	304,774,765	91,040,802	91,040,802	304,774,765	91,040,802	91,040,802
Percentage of shareholding	78.48%	49.27%	49.27%	76.40%	49.27%	49.27%
2. Promoters and Promoter Group Shareholding						
a. Pledged / Encumbered						
- Number of Shares	77,351,078	77,351,078	77,351,078	77,351,078	77,351,078.00	77,351,078.00
- Percentage of Shares(As a % of the total shareholding of promoter and promoter group)	82.52%	82.52%	82.52%	82.52%	82.52%	82.52%
- Percentage of Shares(As a % of the total share Capital of the Company)	19.41%	41.86%	41.86%	19.41%	41.86%	41.86%
b. Non - encumbered						
- Number of Shares	16,385,345	16,385,345	16,385,345	16,385,345	16,385,345	16,385,345
- Percentage of Shares(As a % of the total shareholding of promoter and promoter group)	17.48%	17.48%	17.48%	17.48%	17.48%	17.48%
- Percentage of Shares(As a % of the total share Capital of the Company)	4.11%	8.87%	8.87%	4.11%	8.87%	8.87%


	Particulars	
B	INVESTOR COMPLAINTS	
	Pending at the beginning of the quarter	Nil
	Received during the quarter	Nil
	Disposed of during the quarter	Nil
	Remaining Unresolved at the end of the quarter	Nil

**Notes:**

- 1 The unaudited results for the quarter ended 30.09.2015 have been subjected to Limited Review by the Statutory Auditors of the Company and taken on record at the meeting of the Audit Committee and the Board of Directors held on 6th November 2015.
- 2 Balance value of works on hand for execution as at 30th September 2015 is Rs.153033 Lacs. Fresh orders received during the 6 months period amounts to Rs.13273 lacs.
- 3 Current Assets include Rs.72770 lacs of billed / claims based on explicit / implicit contractual / commercial terms for projects. These Receivables are periodically reviewed by the company and considering the commercial /contractual terms, the progress in negotiations / arbitration/ the continuing discussions with the clients, an amount of Rs.10112 lacs has been provided for in FY 2014-15 and the management is confident that no further provision against these dues needs to be considered at this juncture
- 4 Certain guarantees amounting to Rs 8401 Lacs issued by the Banks on behalf of the company have been invoked in earlier years by the Clients due to alleged contractual non-performance. These amounts have been grouped under the head Other Current Assets and the company has activated appropriate contractual remedies to address these disputes as provided for under the contract between the Company and the Clients. Based on the final outcome of resolution of these disputes necessary adjustments will be done, if required.
- 5 During the quarter the lenders have exercised their option of converting loans to the tune of Rs 8250 lacs into equity shares of the company at Rs.3.86 per equity share of the face value of Rs.2.00 per share, as per CDR scheme and the company has allotted the same to the lenders in accordance with the regulations of SEBI and Companies Act 2013.
- 6 The company has investment aggregating to Rs.1298 lacs and Loans and Advances aggregating to Rs.3227 lacs in its wholly owned subsidiaries Consolidated Interiors Limited (CIL), Noble Consolidated Glazings Ltd (NCGL) , Delhi South Extension Car Park Ltd and CCCL Power Infrastructure Ltd.(CPIL). An amount of Rs 2679 has been provided for in FY 2014-15 for diminution in the value of Investment and Loans and Advances of CIL and CPIL. However, in view of the market potential of NCGL and the business plans, management is confident of a turnaround and no provision for diminution in the value of Investment and Loans and Advances at this juncture is considered necessary in the case of NCGL.
- 7 The approval from Central Government is pending for the excess remuneration of Rs.118 lacs paid to whole time directors during the year ended 31.03.2014. The company has not made provision for remuneration for the whole time directors from 1st October 2013 to reporting date as it has not been claimed by them in view of the financial position of the company. The payments of salary at approved levels will be considered for payment when the company tides over the difficult period.
- 8 The company operates in only one segment, viz Construction. As such reporting is done on single segment basis
- 9 The figures for the quarter ended 30.09.2015 are the balancing figures between the unaudited financial figures for the period ended 30.09.2015 and the published financial results for the three months ended 30.06.2015.
- 10 Previous year's figures have been regrouped / consolidated where ever applicable.

For and on behalf of the Board of Directors

S.Sivaramakrishnan  
Managing Director  
DIN: 00431791



Place : Chennai

Date : 6th November 2015

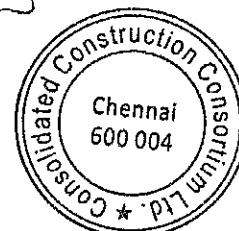
UNAUDITED FINANCIAL RESULTS FOR THE QUARTER ENDED 30.09.2015

Rs. In Lacs

Particulars	Rs. In Lacs	
	Period ended as at 30.09.2015 Standalone Reviewed	Previous Year ended as at 31.03.2015 Standalone Audited
<b>EQUITY AND LIABILITIES</b>		
<b>Share Holders' Funds</b>		
Share Capital	7,970.22	3,695.54
Reserves and Surplus	12,382.39	15,487.94
<b>Sub total - Shareholders funds</b>	<b>20,352.62</b>	<b>19,183.49</b>
<b>Non-current Liabilities</b>		
Long-term borrowings	50,770.84	48,283.81
<b>Sub total - Non current liabilities</b>	<b>50,770.84</b>	<b>48,283.81</b>
<b>Current Liabilities</b>		
Short-term borrowings	59,126.30	58,968.66
Trade payables	30,013.29	35,755.10
Other current liabilities	3,625.75	20,513.64
<b>Sub total - current liabilities</b>	<b>92,765.34</b>	<b>115,237.40</b>
<b>TOTAL - EQUITY AND LIABILITIES</b>	<b>163,888.80</b>	<b>182,704.70</b>
<b>ASSETS</b>		
<b>Non Current Assets</b>		
Fixed Assets		
Tangible assets	9,315.24	9,891.30
Capital work-in-progress	2,258.12	2,258.12
Non Current Investments	3,546.92	3,546.92
Deferred tax assets (net)	7,981.73	7,981.73
Long-term loans and advances	2,957.66	8,175.87
<b>Sub total - Non current assets</b>	<b>26,059.67</b>	<b>31,853.94</b>
<b>Current Assets</b>		
Trade Receivables	54,562.56	59,078.05
Inventory	20,676.48	21,917.84
Cash and cash Equivalents	4,807.25	9,125.65
Short Term Loans and Advances	20,599.66	23,004.68
Other current assets	37,183.18	37,724.53
<b>Sub total - current assets</b>	<b>137,829.13</b>	<b>150,850.75</b>
<b>TOTAL - ASSETS</b>	<b>163,888.80</b>	<b>182,704.70</b>

For and on behalf of the Board of Directors

S.Sivaramkrishnan  
Managing Director  
DIN: 00431791




Place : Chennai  
Date : Novmbor 6th 2015

## INDEPENDENT AUDITORS' LIMITED REVIEW REPORT

To

The Board of Directors  
Consolidated Construction Consortium Limited  
Chennai - 600 004.

1. We have reviewed the accompanying statement of unaudited financial results of **CONSOLIDATED CONSTRUCTION CONSORTIUM LIMITED** for the quarter ended **September 30, 2015** except for disclosures regarding 'Public Shareholding' and 'Promoter and Promoter Group Shareholding' which have been traced from disclosures made by the management and have not been audited by us. This statement is the responsibility of the Company's Management and has been approved by the Board of Directors/ Committee of Board of Directors. Our responsibility is to issue a report on these financial statements based on our review.
2. We conducted our review in accordance with the Standard on Review Engagement (SRE) 2410, *Review of Interim Financial Information Performed by the Independent Auditor of the Entity* issued by the Institute of Chartered Accountants of India. This Standard requires that we plan and perform the review to obtain moderate assurance as to whether the financial statements are free of material misstatement. A review is limited primarily to inquiries of company personnel and analytical procedures applied to financial data and thus provides less assurance than an audit. We have not performed an audit and accordingly, we do not express an audit opinion.
3. Based on our review conducted as above, nothing has come to our attention that causes us to believe that the accompanying statement of unaudited financial results prepared in accordance with applicable accounting standards specified under section 133 of the Companies Act, 2013, read with Rule 7 of the Companies (Accounts) Rules, 2014) and other recognized accounting practices and policies has not disclosed the information required to be disclosed in terms of Clause 41 of the Listing Agreement with Stock exchanges including the manner in which it is to be disclosed, or that it contains any material misstatement.
4. Attention is invited to,
  - a. Note 3 to the statement, regarding recoverability of Rs.72770 Lakhs included under Current assets as billed/claims in respect of which the company has initiated action for recovery from the customers. The company has already made provision to the extent of Rs.10112 lakhs and for the recoverability of claims made the company is of the opinion that consequential financial impacts, if any, will be known only when these matters are resolved.
  - b. Note 4 to the statement regarding Rs.8401 Lakhs of invoked performance guarantees by clients during the earlier years due to contractual non-performance. The matter has been referred to arbitration and negotiation. Pending outcome of such proceedings, no provision has been made and the same is carried under the head loans and advances.




- c. Note 6 to the statement regarding the investment amounting to Rs. 1298 Lakhs and loans and advances aggregating to Rs.3224 Lakhs to its wholly owned subsidiaries against which provision has already been made to the extent of Rs.2679 Lakhs whose net worth have been eroded.
- d. Note 7 to the statement regarding the managerial remuneration where the company is in the process of obtaining the Central Government approval.

Our opinion is not qualified in respect of the above matters.

For **ASA & ASSOCIATES LLP**  
FRN No. 009571N/N500006  
Chartered Accountants

*S. Sundar Rajan*



**S Sundar Rajan**  
Partner

Membership No.: 200/211414

Place : Chennai

Date : November 6, 2015